














APPENDIX 1



Priority 1 Outcomes	Headline Measure	Aim	Baseline	Rolling 12 months to 29/02/2016	%age change	Narrative	PCC Judgement
To make our area a safer place to live work and visit - reducing the likelihood that people will become victims of crime	Victim based crime (excluding domestic and sexual abuse and hate crime)	Improvement in performance is expected - reductions in victim based crime should continue to reflect national downward trends	64506*	54636	-15.3%	Trends in victim-based crime have been reducing steadily since August 2013. Performance over the 12 months to end of February 2016 is showing a reduction of 15% compared to the baseline three year average. Principle offence categories driving this are the acquisitive offences: burglary dwelling -19%, n=2247, burglary non-dwelling -17%, n=3248, vehicle offences -11%, n=4404, shoplifting -10%, n=6856, other theft -14%, n=10425 and criminal damage -7%, n=11755. Devon & Cornwall are showing considerably stronger downwards trends in all of these offences compared to the national trends. The force is currently ranked as the 2nd best nationally.	
	Number of recorded domestic abuse crimes and non-crime incidents	Increased public confidence to report	27447*	28144	2.5%	Although currently showing an increase against the baseline that suggests that the required attainment is being met this is largely the product of a steep increase in recorded DA in the last performance year. In the twelve months between April 2013 and March 2014 domestic abuse crime and non-crime incidents increased substantially with an 18% increase in recorded DA crime. However during the current performance year the trend has levelled with a reduction of 5% in domestic abuse crimes and non-crime incidents in the 12 months to end of February compared to the previous 12 months. Additional measures are being developed that will increase explanatory power against this headline attainment requirement.	
	Number of recorded rape and sexual assault offences	Increased public confidence to report	1976*	2776	40.5%	Trends in police recorded sexual offences have been resolutely increasing and in particular increases in reporting of historic offences would suggest that this measure is being attained. Again however additional measures are being developed that will increase explanatory power against this headline attainment requirement. Increases in Devon & Cornwall have been less than experienced elsewhere nationally.	
	Number of recorded hate crimes (and incidents?)	Increased public confidence to report	1116*	1074	-3.8%	Hate crime and incidents for the year reduced by 17% (n=220) as compared to the previous 12 months. Recorded hate crime has reduced by 9%, driven by large reductions in public order offences. Reductions in this area are as a result of a review of how public order offences are crimed.	
	Average time taken to answer FEC calls	Transformation of performance is required				The detailed review of the service provided in response to non-urgent matters brought to police attention via 101 highlighted some shortcomings in the data being used to assess performance in this area. Following the last panel meeting a number of actions have been implemented that have had an impact on 101 performance. A more detailed update will be provided at the meeting.	
	%age of 999 calls answered in target	Current good performance of 87% of 999 calls answered in target should be maintained	87%†	88.10%	1.10%	Currently being attained	
	Public confidence from CSEW question 'Taking everything into account how good a job do you think the police are doing in this area?'	Current good performance of 65% responding 'good' or 'excellent' should be maintained	65%†	72%	3%	Currently being attained	
	Police officer establishment (above 3000)	Minimum 3,000 officers required at least until May 2016	3000‡	3037.1	37.1	Currently being attained	

Priority 2 Outcomes	Headline Measure	Aim	Baseline	Rolling 12 months to 29/02/2016	%age change	Narrative	PCC Judgement
To reduce the crime and harm caused by the misuse of alcohol	Number of recorded violence with injury offences per 1000 popn (excluding DA)	Improvement in performance is expected by reducing the rate of offending per 1000 popn	4.4*	4.6	4.5%	Current trends against the 3 year baseline continue to suggest that violence with injury is at a stable level (n=7728 in the last 12 months). This compares to national trends that are showing an increase of 16%. Nonetheless the trend in this measure is currently showing an increase against an expectation that it should reduce. Much of this increase is attributed to the addition of offences involving dogs to this category of crimes.	
	Number of most serious violence with injury offences per 1000 popn (excluding DA) ²	Improvement in performance is expected with continued reductions	1.0*	0.5	-50%	There have been significant reductions in the most serious violent crime categories. These include those offences that result in the greatest level of harm to victims.	
	Number of recorded violence without injury offences per 1000 popn (excluding DA)	Improvement in performance is expected by reducing the rate of offending per 1000 popn	3.2*	4.7	46.9%	Violence without injury remains a challenge to performance in Devon & Cornwall. The increase in violence without injury since April 2015 is attributed to the inclusion of new offence types including online harassment offences.	
	Number of recorded alcohol-related violent crime offences per 1000 popn (excluding DA)	Currently monitoring this new measure in order to establish criteria	2.7†	2.5	-7.4%	Alcohol is currently recorded as a factor in 27% of violent offences. However partner data suggests a much higher rate of influence. ARID data consistently indicates that alcohol is a factor in approximately 70% of cases present+G5ing at A&E. This difference may be partially explained by the type and severity of violence that is reported through hospitals, however we continue to work with police and partners to build confidence in the data.	

Priority 3 Outcomes	Headline Measure	Aim	Baseline	Rolling 12 months to 31/03/2015	%age change	Narrative	PCC Judgement
To make every penny count in protecting policing for the long term.	To deliver annual savings from a Strategic Alliance with Dorset of at least £8.4m by March 2019	Deliver agreement on business cases with identified potential to achieve a minimum of £8.4m savings				Performance in this area is subject to long term strategic review and may require additional development subject to announcements anticipated in the CSR and police funding allocation formula towards the end of 2015.	
	OPCC costs (excluding commissioning)	To maintain operating costs at 2015/16 levels in real terms	£1.62m	£1.47m	-9.30%		
	Development of public and commercial fundraising streams	To be fully operational by April 2017					

Priority 4 Outcomes	Headline Measure	Aim	Baseline	Rolling 12 months to 29/02/2016	%age change	Narrative	PCC Judgement
To promote an effective criminal justice system for our area, delivering a high quality service for victims, witnesses and society	Number of vulnerable adults and children held in police cells per month as a result of S136 mental health act	Transformation of performance is required in collaboration with partners to reduce number of S136 detentions	61.8†	10	-83.8%	There has been a significant reduction in the average number of people held at custody centres under S136 each month. This reduction is even more pronounced since March 2015 with an average of 7 detentions per month during the last 6 months.	
	Focused police activity to improve file quality	Transformation in performance is expected	60%	80%	33.3%	Baselines are still being developed in this area, however the %age of files passed first time in August 2014 was 60% and for August 2015 this had increased to 80%.	

Priority 5 Outcomes	Headline Measure	Aim	Baseline	Rolling 6 months to 31/12/2015	%age change	Narrative	PCC Judgement
To deliver a high quality victim support service across our area.	Number of victims with needs being supported	Transformation of performance is required		793		Baselines are still being developed in this area following the introduction of new victim care arrangements in July2015.	
	Number of victims being referred to appropriate support agencies	Transformation of performance is required - subject to baseline development by end September 2015		1224			

Priority 6 Outcomes	Headline Measure	Aim	Baseline	Rolling 12 months to 31/12/2015	%age change	Narrative	PCC Judgement
To encourage and enable citizens and communities to play their part in tackling crime and making their communities safer.	Number of hours of service provided by special constables	Minimum of 150,000 hours required	150,000†	124,631	-16.9%	Although the latest data suggests some improvement in the numbers of hours of service provided by Special Constables this area has not delivered the required transformation of performance to-date. A refreshed approach to delivering the required performance improvement is being developed by the force.	
	Number of /hours worked by volunteers	Transformation of performance is required in accordance with the Volunteering Review - Baseline to be established by September 2015	14,056	12,125	-13.7%		

Key

* = Baseline taken from 3 year average

† = Baseline taken from 12 month average

‡ = Target

 = Measure delivered

 = Measure on track to deliver

 = Delivery at risk